

JCASE® Cartridge Fuses

Rated 32V



JCASE®
Cartridge Fuses



JCASE® Shunt

Specifications

Voltage Rating:	32 V DC
Interrupting Rating:	1000A @ 32 V DC
Recommended Environmental Temperature:	-40 °C to +125 °C
Housing Material:	PA66-GF13 (U.L. 94 Flammability rating – HB)
Housing Material (60A):	PA66-GF13HS (U.L. 94 Flammability rating – HB)
Cover Material:	PC (U.L. 94 Flammability rating – HB)
Net Weight per Fuse:	3.8 g ± 10%
Fuse Insertion Force:	53 N Max. (12 lb.)
Extraction Force:	9 N Min (2 lb.)
Complies with:	SAE 2741, ISO 8820-4

Features & Benefits

- Color coding shows the amperage rating for each fuse
- Semitransparent cover makes it easier to see when fuse blows
- SHUNT version available
- High-contrast amperage stamp on the top of the housing aids identification

Applications

- Cars
- Trucks
- SUVs
- Offroad vehicles
- Buses
- Watercraft as approved by Littelfuse®

Description

The JCASE® is a cartridge style fuse with female terminal design. JCASE provides both increased time delay and low voltage drop to protect high current circuits. JCASE has the ability to handle inrush currents.







Ordering Information

Part Number	Rating	Package Size
0495xxx.ZXA	20-60	2200
0495xxx.UXA	20-60	500
0495xxx.TXA	20-60	10
0495900.Z	SHUNT	2200
0495900.X	SHUNT	1

JCASE® Cartridge Fuses

Rated 32V

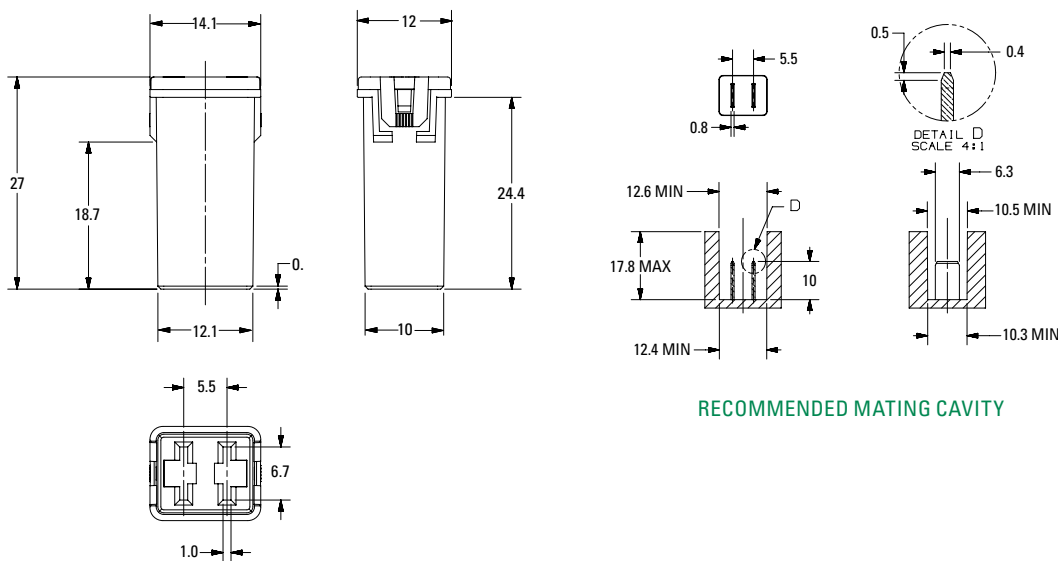
Ratings

Part Number	Current Rating (A)	Housing Material Color	Test Cable Size (mm ²)	Typ. Voltage Drop (mV)	Typ. Cold Resistance (mΩ)	Typ. I ² t (A ² s)
0495020_	20		4	106	4.29	1 700
0495025_	25		4	101	3.28	3 200
0495030_	30		4	91	2.12	1 500
0495040_	40		4	87	1.30	3 700
0495050_	50		6	88	0.99	8 800
0495060_	60		6	87	0.76	19 500
0495900_	SHUNT		-	-	-	-

The typical I²t is an average value calculated from the breaking capacity tests by using the melting time before the arcing occurs.

Dimensions

Dimensions in mm for reference only.
See outline drawing for dimensions and tolerances.

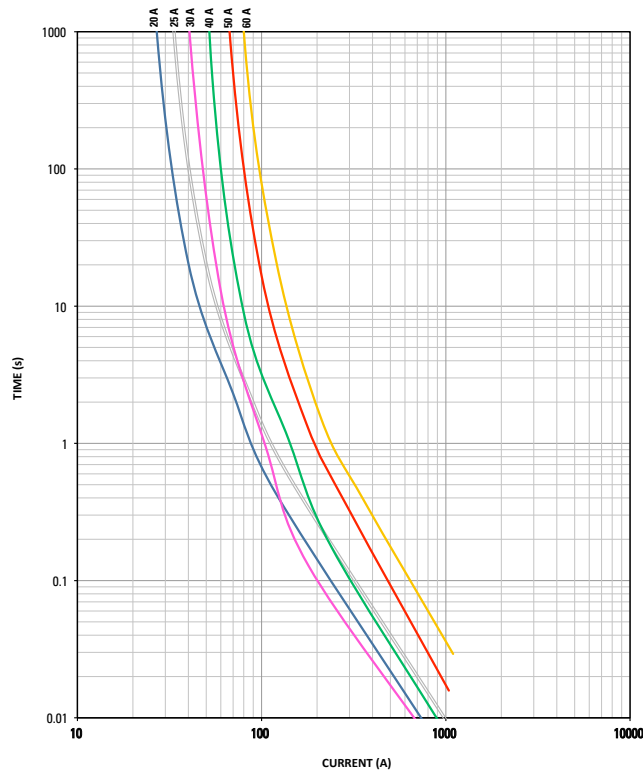


RECOMMENDED MATING CAVITY

JCASE[®] Cartridge Fuses

Rated 32V

Time-Current Characteristic Curves

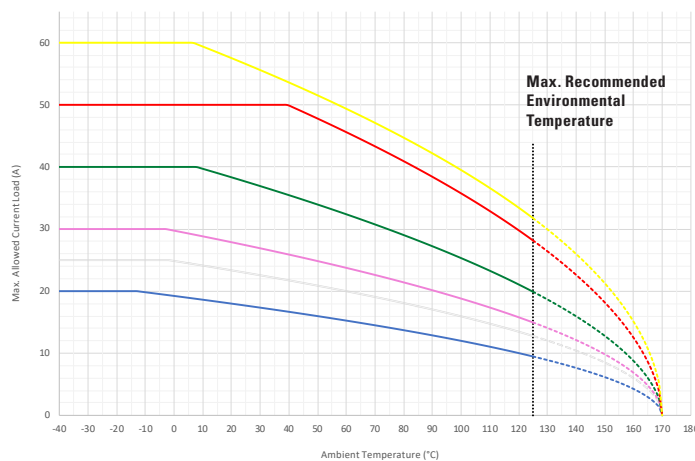


Time-Current Characteristics

% of Rating	Opening Time Min / Max (s)
110	360 000 / ∞
135	60 / 1 800
200	4 / 60
350	0.2 / 7
600	0.04 / 1

Typical Derating of Fuse Melting Element

Temperature Security Margin is 20%
Please contact Littelfuse for Details Regarding Derating Test Set-Up.



Derating curves may change depending on the final condition of the application (terminals characteristics, wire size etc.). Please ask Littelfuse for more information.

Temperature Table

	Max. allowed current load (A) at ambient temperature (typical derating)						
	-40 °C	0 °C	20 °C	65 °C	85 °C	110 °C	125 °C
20 A	20	20	20	17	15	12	10
25 A	25	25	25	20	18	15	13
30 A	30	30	30	28	25	21	18
40 A	40	40	40	37	33	27	23
50 A	50	50	49	40	36	29	25
60 A	60	60	60	51	46	38	33